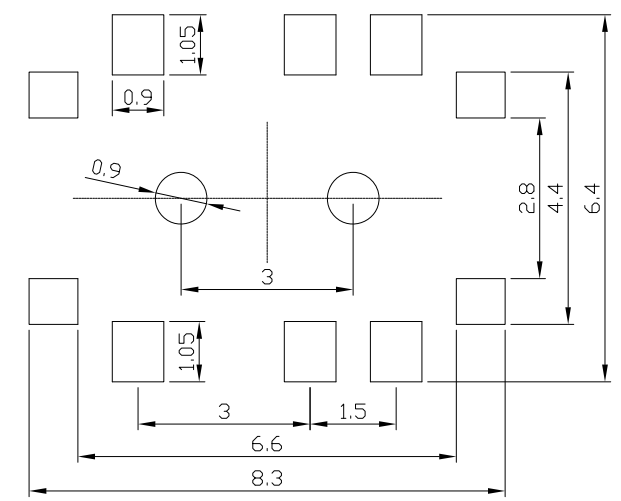
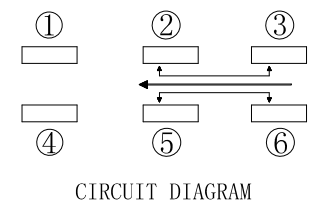
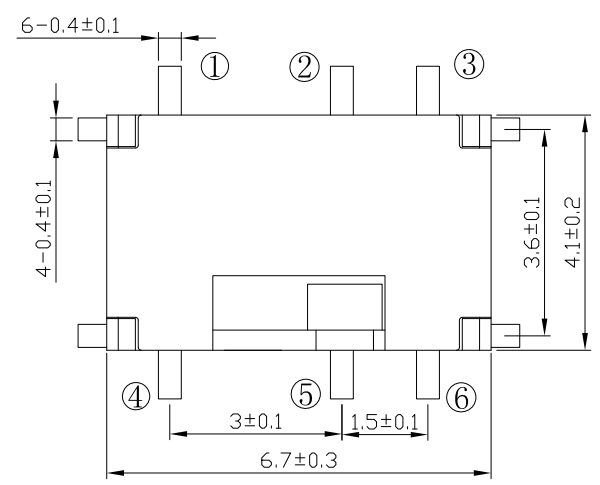
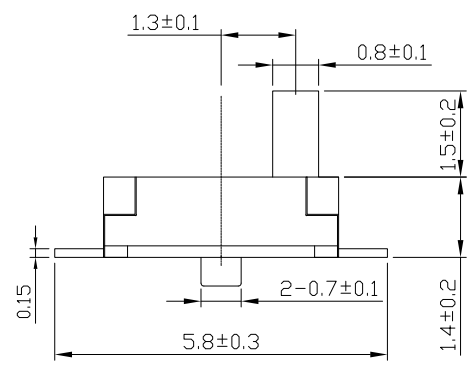
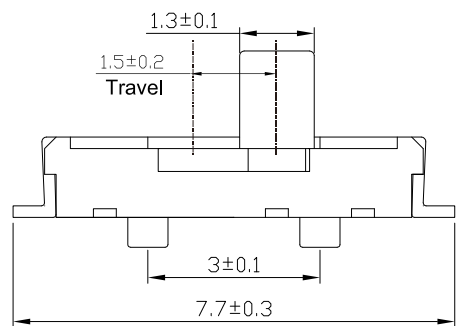


RevNo	Revision note	Date	Signature



PCB LAYOUT PLAN

NOTE
GENERAL TOLERANCE : ± 0.2 mm

Designed by	L.Y.D		 冠泰電子有限公司 CHAMPWAY ELECTRONICS CO., LTD.					
Checked by								
Approved by		Unit	mm	Scale	1/1	Date	2011.10.14	
Item	SLIDE SWITCH		Tool	A-Cad	Sheet	1/1	Rev.	0
Model	2P2T SMD VERTICAL		Drawing name					SS2200VME-LLR-R